



&

&

&

## 2. Method

*sign and sti li*

&

&

&

&

&

&

&

“ ”

&

*Pa tici ants*

β

δ

&

&

&

&

*P oc d*

&

&

&

&

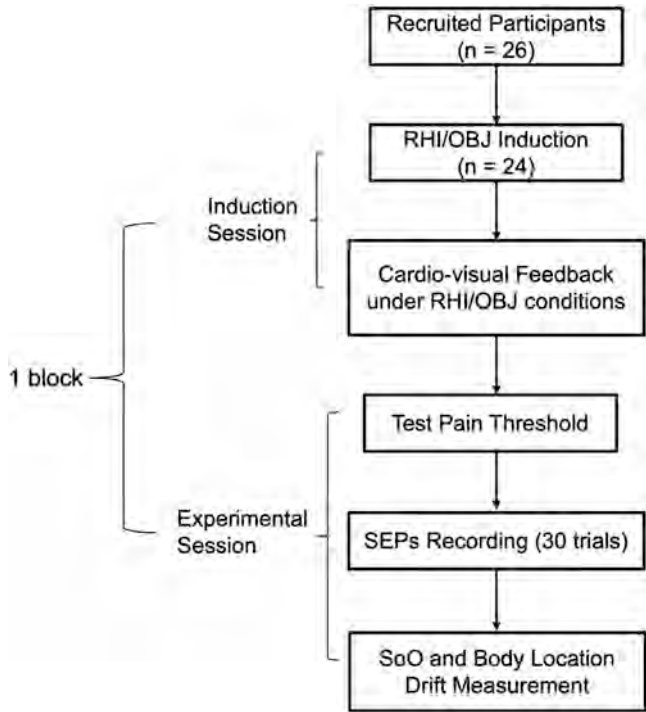


Fig. 1.

Fig. 3.

Fig. 2.

i n t a l s s i o n

P a i n t h o l d t t

&

“ ” “ ”

S P c o d i n g

C a d i o v i s u a l f e e d b a c k

Ω

*SC assessment*

,

—

,

,

,

*data analysis*

&

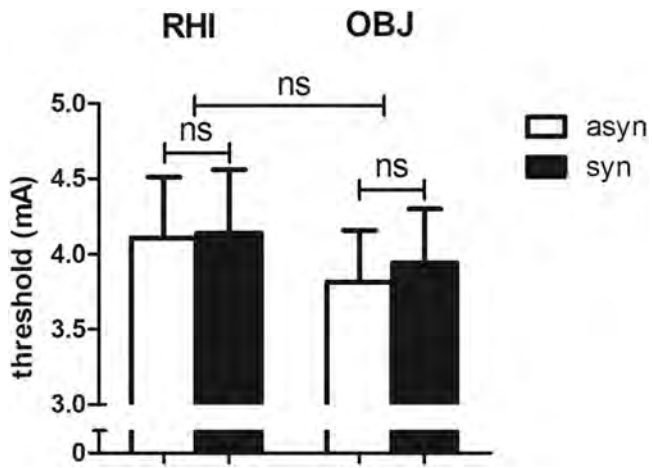


Fig. 5.

SC

<  $\eta$

Table 2

$\eta$	$\eta$	$\eta$
<0.001		0.026

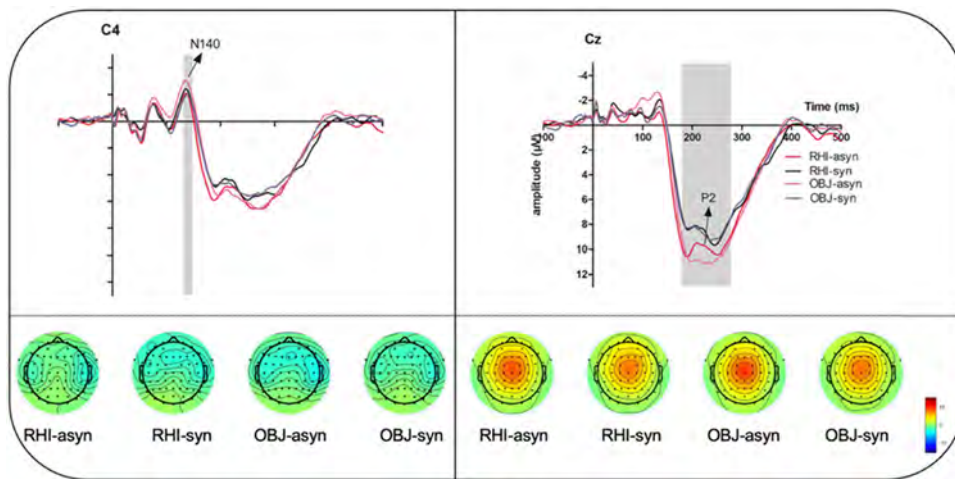
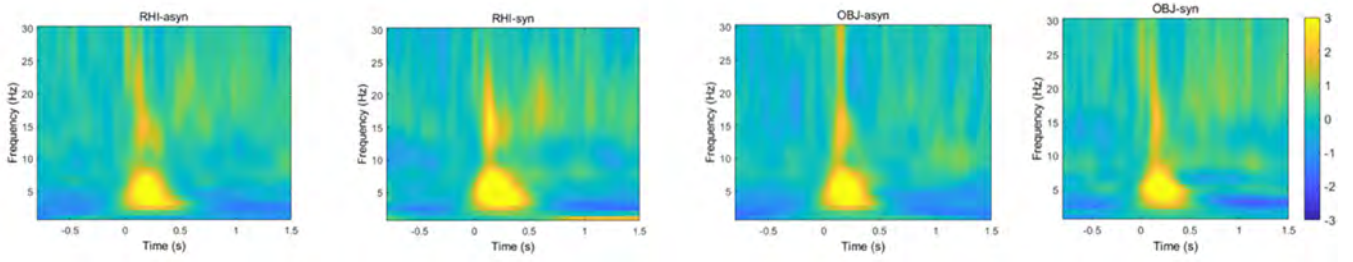


Fig. 6.

Table 3

$\eta$	$\eta$	$\eta$
0.008		0.012

A.



B.

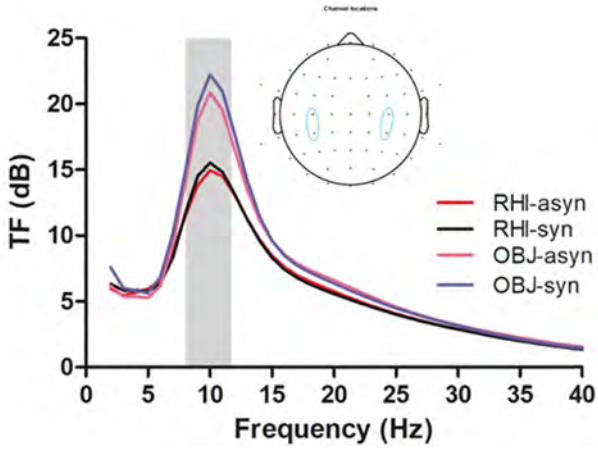


Fig. 7. .

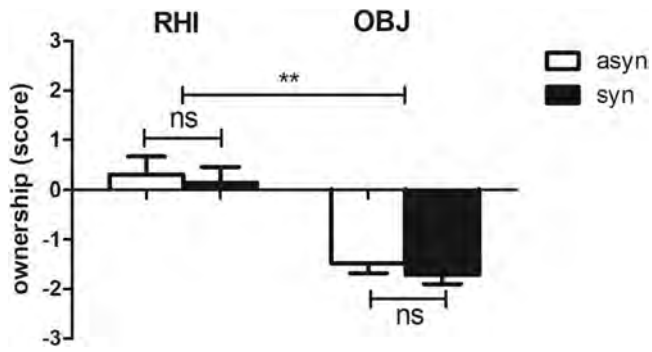


Fig. 8.

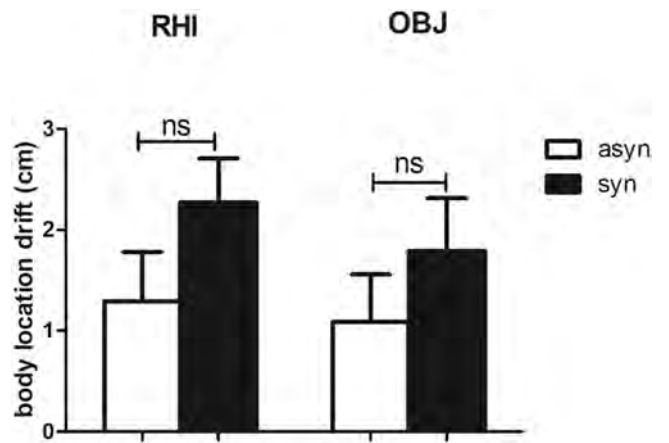


Fig. 9.

4. Discussion

h inhi ting ff ct of is ali d int oc tion on ain oc ssing

lications

& “ ”

“ ” &

,

&

&

&

&

&

i itations

h od lating ff ct of SC

&

&

Disclosures

nds in Cogniti Sci nc s -

o nal of osci nc -

References

iological Psychology -

Psycho hysiology -

Conscio sn ss and Cognition -

Psychological Sci nc -

otion -

Pain -

i s osci nc -

at

Psycho hysiology -

o nal of

o nal of osci nc -

Pain

o an o nal of Pain

“ ” at

o nal of osci nc -

o nal of osci nc thods -

ltis nso y P c tion -

o an o nal of Pain -

o ag -

l ct o nc halog a hy and Clinical o hysiology -

o nal of Pain

osci nc -

Pain -

nds in

Pain

osci nc s -

Co t -

osci nc thods -

o nal of

o hysiology Clini Clinical o hysiology -

Sci nc -

Clinical o hysiology

Pain -

Pain

o nal of osci nc -

Psycho hysiology -

o nal of Pain s a ch

Pain -

of Sci nc s -

nnals of th o cad y

Psycho hysiology -

and oo of hysiology -

i ntal ain s a ch -

Sci nti c o ts

onti s in osci nc

o an o nal of Pain -

Cognition -

onti s in an osci nc -

osci nc -



o nal of osci nc

-

onti s in

an osci nc

nt national o nal of Psycho hysiology

-

...  
P oS n

-

ain

-

nt national

hPi s l