



Perceptual learning evidence for supramodal representation of stimulus orientation at a conceptual level

Ding-Zhi Hu^a, Kai Wen^b, Li-Han Chen^{b,*}, Cong Yu^{a,b,c,*}

^a PKU-Tsinghua Center for Life Sciences, Peking University, Beijing, China

^b School of Psychological and Cognitive Sciences, Peking University, Beijing, China

^c IDG-McGovern Institute for Brain Research, Peking University, Beijing, China

ARTICLE INFO

Keywords:

Orientation
Multisensory perception
Supramodal concept
Perceptual learning
Double training

ABSTRACT

When stimulus inputs from different senses are integrated to form a coherent percept, inputs from a more precise sense are typically more dominant than those from a less precise sense. Furthermore, we hypothesized that some basic stimulus features, such as orientation, can be supramodal-represented at a conceptual level that is independent of the original modality precision. This hypothesis was tested with perceptual learning experiments. Specifically, participants practiced coarser tactile orientation discrimination, which initially had little impact on finer visual orientation discrimination (tactile vs. visual orientation thresholds = 3:1). However, if participants also practiced a functionally orthogonal visual contrast discrimination task in a double training design, their visual orientation performance was improved at both tactile-trained and untrained orientations, as much as through direct visual orientation training. The complete tactile-to-visual learning transfer is consistent with a conceptual supramodal representation of orientation unconstrained by original modality precision, likely through certain forms of input standardization. Moreover, this conceptual supramodal representation, when improved through perceptual learning in one sense, can in turn facilitate orientation discrimination in an untrained sense.

1. Introduction

We perceive the world with multiple senses. When near-threshold stimulus inputs from different senses are integrated to form a coherent percept, super-additivity often occurs as multimodal responses are larger than the linear sum of unimodal responses (Meredith & Stein, 1983; Stein & Stanford, 2008). At suprathreshold, multimodal integration appears to be a Bayesian process, in which inputs from each modality are weighted by their relative reliabilities before linear summation (Hillis, Watt, Landy, & Banks, 2004; Angelaki, Gu, & DeAngelis, 2009). In other words, more precise (lower threshold) unimodal inputs will carry more weight than less precise (higher threshold) unimodal inputs in multimodal integration, as evidenced in various psychophysical and neurophysiological observations (Welch & Warren, 1980; Ernst & Banks, 2002; Battaglia, Jacobs, & Aslin, 2003; Alais & Burr, 2004; Hillis et al., 2004; Gu, Angelaki, & DeAngelis, 2008). Moreover, task precision appears to affect the cross-modal transfer of perceptual learning, in that learning with a more precise modality transfers to a less precise one, but not vice versa. A famous example is

that learning of auditory temporal interval discrimination transfers to visual temporal interval discrimination, but not in the opposite direction (Bratzke, Seifried, & Ulrich, 2012; McGovern, Astle, Clavin, & Newell, 2016).

Here we further hypothesized that basic sensory features, such as orientation, can be supramodal-represented at a higher conceptual level that is independent of original modality precision. Although the formation of such representation depends on unimodal inputs, inputs with different modality precisions can be standardized and thus represented equally. For example, visual and tactile orientation discrimination thresholds differ by several folds, but a supramodal representation of orientation could be independent of the threshold differences between two modalities. Some hints for this possibility is the report that sound motion can facilitate perceptual learning of visual motion direction (Seitz, Kim, & Shams, 2006), even if sound motion direction is apparently much coarser than visual motion direction. Moreover, this hypothesis can be extended to predict that when a conceptual supramodal representation is improved in precision through training at one modality, it would in turn improve sensitivity at a different modality, even if

* Corresponding authors at: School of Psychological and Cognitive Sciences, Peking University, Beijing 100181, China (L. H. Chen, C. Yu).

E-mail addresses: clh@pku.edu.cn (L.-H. Chen), yucong@pku.edu.cn (C. Yu).

<https://doi.org/10.1016/j.visres.2021.06.010>

Received 2 February 2021; Received in revised form 9 June 2021; Accepted 16 June 2021

Available online 9 July 2021

0042-6989/© 2021 Elsevier Ltd. All rights reserved.

the inputs from the trained modality are coarser than those from the untrained one.

We used perceptual learning experiments to test this hypothesis. Tactile orientation discrimination is much less precise than visual orientation discrimination in terms of threshold. Therefore, tactile orientation learning is not expected to have a significant impact on visual orientation following the principle of precision-based Bayesian interaction. However, if there exists a conceptual supramodal representation of orientation, the modality precision differences of orientation inputs would not matter at this level. And if tactile learning can improve conceptual supramodal orientation representation, the latter would in turn improve visual orientation discrimination in principle.

Here by “in principle” we mean that such learning transfer may not automatically occur when conventional single training is administered, as demonstrated by various specificities of perceptual learning. However, we can apply a double training design that has successfully abolished many forms of learning specificities in visual perceptual learning (Xiao et al., 2008; Zhang, Zhang, et al., 2010; Mastropasqua, Galliussi, Pascucci, & Turatto, 2015; Xiong, Zhang, & Yu, 2016), as well as in auditory (Xiong, Tan, Zhang, & Yu, 2019) and visuomotor learning (Yin, Bi, Yu, & Wei, 2016; Grzeczowski, Cretenoud, Mast, & Herzog, 2019). Double training consists of training of the primary task (e.g., orientation discrimination), as well as a secondary functionally orthogonal task (e.g., contrast discrimination) at the transfer condition (e.g., an untrained orientation). The secondary training has little impact on the primary task by itself, but it lets the participants receive exposure of the transfer condition. This exposure would activate sensory neurons at the transfer condition, so that high-level conceptual learning can functionally connect to these neurons to enable learning transfer (Zhang, Zhang, et al., 2010; Solgi, Liu, & Weng, 2013; Zhang, Cong, Song, & Yu, 2013; Wang

et al., 2016; Xiong et al., 2016). More details on double training can be found in Results and Discussion.

Method

2.1. Participants

Forty-five right-handed college students (mean age = 21.1 years, about half female and half male) participated in the experiments. They had normal or correct-to-normal vision, normal tactile sensation, and no history of neurological diseases. They were naive to the purpose of the study and had no prior experience of psychophysical experiments. Informed written consent was collected from each participant before training. This project was approved by the Peking University Institutional Review Board, and was carried out in accordance with the Code of Ethics of the World Medical Association (Declaration of Helsinki).

2.2. Apparatus and stimuli: Tactile

The tactile stimulus was presented using a custom-built device, which was able to vary the stimulus orientation at a resolution of 1° . The stimulus surface and the top of the presenting panel of the device were calibrated to be on the same level before the stimulus onset. A micro-controller (with an Arduino Board and Matlab programming) controlled vertical stimulus movement.

The stimulus was a 3D-printed dome-shaped plastic grating (Fig. 1A). The size of the grating was 20 mm in diameter, consisting of 2.00-mm wide parallel bars separated by 2.00-mm wide grooves (Fig. 1B). The grooves were sufficiently deep to prevent a participant's finger from contacting the bottom of the grating.


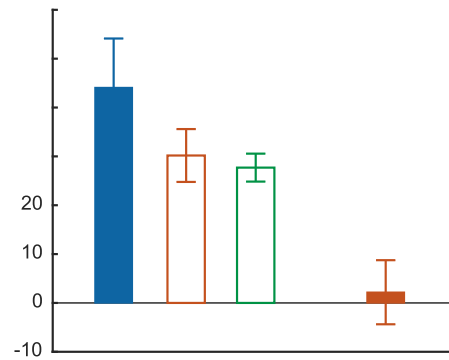


Fig. 1. The tactile stimulus and experimental settings. A. A dome-shaped 3D-printed plastic grating. B. The side (left) and top (right) views of the grating. C. The orientation along the index finger was defined as 90° . Two orthogonal orientations used in the experiments at 54° and 144° were also shown. D. A participant perceived the stimulus with the right index finger and responded with the left index finger by clicking the mouse buttons.

During a tactile orientation discrimination trial, the stimulus was presented to the right index finger that was fixed in position. The orientation along the index finger was defined as 90° (Fig. 1C). The blind-folded

orientations and four tactile staircases at the trained orientation, respectively, after the first phase of sequential douHour



. . Simultaneous double training. A. Simultaneous double training consisted of tactile orientation training (Tac Ori TO) and visual contrast training at the same orientation (Vis_Ctrst_TO) in alternating blocks of trials. The transfer of learning was tested for visual orientation at tactile-trained (Vis_Ori_TO) and untrained orientations (Vis_Ori_UTO). Visual orientation discrimination at the tactile-trained orientation was further practiced for 4 sessions. B. A summary of learning and transfer effects. C. Individual data. TO: Trained orientation. UTO: Untrained orientation. Error bars represent ± 1 SEM.

completely transferable, but the cross-modal learning transfer might have been hindered by some non-learning factors. Nevertheless, the specificity could be overridden by double training (see Discussion).

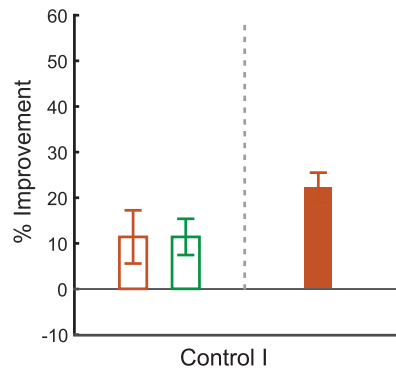
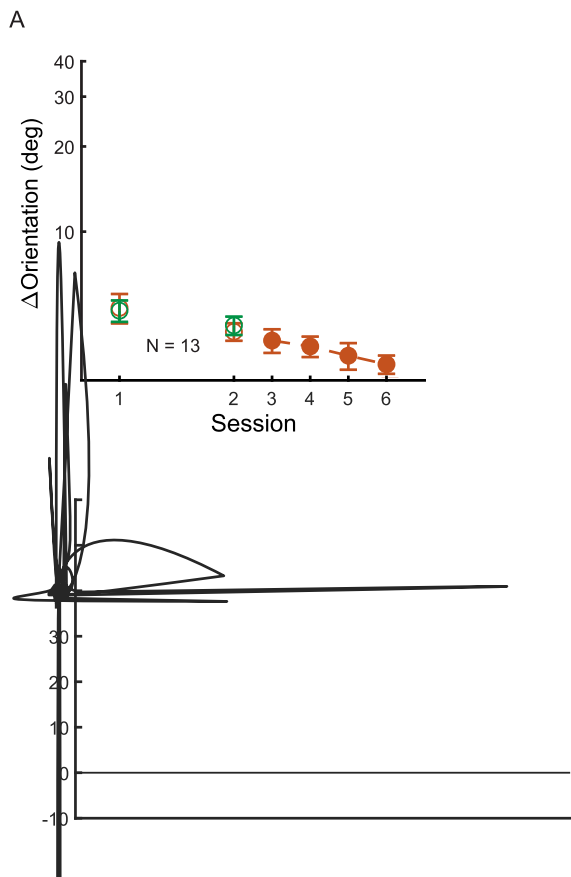
To examine the possible tactile-to-visual learning transfer with double training, the same participants received exposure to the visual orientation by further practicing visual contrast discrimination at the tactile-trained orientation. After this exposure, which alone would have little impact on visual orientation thresholds (see Fig. 6 for a second control), visual orientation thresholds were improved at the tactile-trained orientation by $20.9 \pm 7.4\%$, and at the orthogonal orientation by $9.5 \pm 8.2\%$ (Fig. 3A, Phase II). The total improvement of visual orientation discrimination after double training was $25.1\% \pm 6.4\%$ ($t_7 = 2.35$, $p = 0.006$; $\text{LogBF} = 2.35$) at the tactile-trained orientation and $21.7\% \pm 6.9\%$ at the orthogonal orientation ($t_7 = 3.14$, $p = 0.016$; $\text{LogBF} = 1.49$). The two improvements were not significantly different from each other ($t_7 = 0.58$, $p = 0.579$; $\text{LogBF} = -0.95$), suggesting possible orientation unspecific tactile-to-visual transfer of orientation learning, which would be confirmed by the simultaneous double training experiment (Fig. 4) and a third control (Fig. 7) later.

To test whether the learning transfer had maximized after double training, the participants further practiced visual orientation discrimination at the tactile-trained orientation for three sessions. This direct visual orientation training produced no significant threshold change ($-3.5 \pm 2.2\%$; $t_7 = -1.64$, $p = 0.146$; $\text{LogBF} = -0.13$) (Fig. 3A, Phase

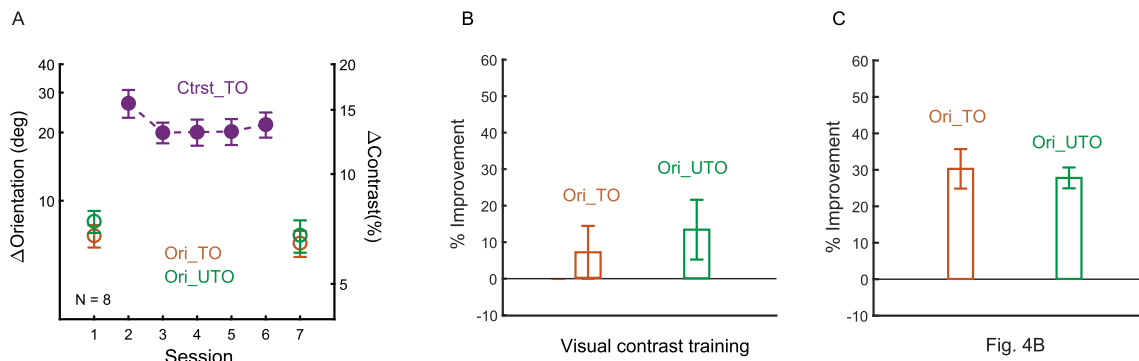
III). Therefore, the tactile-to-visual learning transfer after sequential double training was complete, and further visual orientation training was unnecessary.

3.2. Tactile-to-visual orientation learning transfer: Simultaneous double training

Our previous studies have shown that simultaneous double training is also able to enable learning transfer (Xiao et al., 2008; Zhang, Zhang, et al., 2010). The simultaneous procedure has an additional advantage: it excludes the possibility that the learning transfer could result from two pretests in sequential double training (before Phases I & II in Fig. 3A). Eight new participants practiced tactile orientation discrimination and visual contrast discrimination in alternating blocks of trials for five sessions (Fig. 4A, Phase I). This simultaneous double training improved tactile orientation discrimination by $44.1 \pm 10.0\%$ ($t_7 = 4.39$, $p = 0.003$; $\text{LogBF} = 2.78$). It also improved untrained visual orientation discrimination at the tactile-trained orientation by $30.2 \pm 5.4\%$ ($t_7 = 5.58$, $p < 0.001$; $\text{LogBF} = 3.87$) and the orthogonal orientation by $27.7 \pm 2.9\%$ ($t_7 = 9.68$, $p < 0.001$; $\text{LogBF} = 6.72$). Again, there was no significant difference of visual improvements at tactile-trained and orthogonal orientations ($t_7 = 0.59$, $p = 0.575$; $\text{LogBF} = -0.95$), consistent with earlier sequential double training results. Continued training of visual orientation discrimination at the tactile-trained orientation failed to further



Control I: The test–retest effects. A. Thresholds of visual orientation discrimination were tested and retested after 5 days with no actual training conducted (Phase I). Ten of 13 participants then continued to practice visual orientation discrimination at one orientation (Ori_TO) for 3 more sessions (Phase II). B. A summary of test–retest effects and further orientation training effects. C. Visual orientation improvements after each training phase in sequential double training (replotted from Fig. 3B) and simultaneous double training (replotted from Fig. 4B). D. Individual visual orientation improvements at the tactile trained and untrained orientations after double training as a function of the pre-training threshold. TO: Trained orientation. UTO: Untrained orientation. Error bars represent ± 1 SEM.



Control II: The effects of contrast training alone on visual orientation discrimination. A. The impacts of contrast training on visual orientation discrimination at the contrast trained orientation (Ori_TO) and untrained orthogonal orientation (Ori_UTO). B. A summary of visual orientation improvements. C. Visual orientation improvements after simultaneous double training (replotted from Fig. 4B). TO: Trained orientation. UTO: Untrained orientation. Error bars represent ± 1 SEM.

boost the performance ($2.2 \pm 6.6\%$, $t_7 = 0.33$, $p = 0.748$; $\text{LogBF} = -1.04$) (Fig. 4A, Phase II). Therefore, simultaneous double training also enabled complete tactile-to-visual transfer of orientation learning.

3.3. Control experiment I: test–retest effects

We ran three control experiments to examine whether the double training results could have alternative explanations.

The first control measured the test–retest effects to answer two questions: Whether tactile orientation learning was truly modality specific initially, and whether the double training effects could be explained by the test–retest effects. Visual orientation thresholds at 54° and 144° were measured and remeasured with a 5-day gap in thirteen participants with no actual orientation training performed. The test–retest effects

amounted to reductions of orientation thresholds by $11.3 \pm 5.0\%$ at 54° ($t_{12} = 2.28$, $p = 0.041$; $\text{LogBF} = 0.62$) and $11.3 \pm 4.0\%$ at 144° ($t_{12} = 2.85$, $p = 0.015$; $\text{LogBF} = 1.45$) (Fig. 5A, B, Phase I).

To answer the first question, a mixed-design ANOVA compared the current test–retest effects to reductions of visual orientation thresholds after tactile orientation training (Phase I in Fig. 3, replotted here in Fig. 5C), with Experiment as a between-subject variable and Orientation (54° and 144°) as a within-subject variable. The ANOVA outputs indicated no significant main effects of Experiment ($F_{1, 19} = 0.307$, $p = 0.586$; $\text{LogBF} = -0.571$) and Orientation ($F_{1, 19} = 3.081$, $p = 0.095$; $\text{LogBF} = -0.558$), confirming initial modality specificity of tactile orientation learning.

To answer the second question, another mixed-design ANOVA compared the current test–retest effects to visual orientation threshold



Control III: Orientation specificity in visual orientation learning. A. Visual orientation discrimination was trained at one orientation (Ori_TO) and the transfer was tested at an untrained orthogonal orientation (Ori_UTO). B. A summary of training and transfer effects. C. Combined visual orientation improvements after sequential and simultaneous double training from Fig. 3B & Fig. 4B. TO: Trained orientation. UTO: Untrained orientation. Error bars represent ± 1 SEM.

reductions after sequential and simultaneous training, with Experiment (test–retest, seq dbl_training, and sim dbl_training) as a between-subject variable and Orientation (54° and 144°) as a within-subject variable. The ANOVA outputs indicated a significant main effect of Experiment ($F_{2, 26} = 3.907$, $p = 0.033$; $\text{LogBF} = 0.905$) and an insignificant main effect of Orientation ($F_{1, 26} = 0.696$, $p = 0.412$; $\text{LogBF} = -1.056$). Further contrast analysis indicated that the test–retest effects were significantly different from visual orientation improvements after simultaneous double training ($t_{26} = 2.654$, $p = 0.013$) and after combined sequential and simultaneous double training ($t_{26} = 2.694$, $p = 0.012$), but not after sequential double training ($t_{26} = 1.823$, $p = 0.080$).

We made extra effort to address the insignificant difference between the test–retest effects and the sequential double training effects. Besides the comparison of performance improvements with different training conditions, a complementary method to examine whether double training effects could be accounted for by the test–retest-effects was to evaluate whether there would be further training effects after retests, as further direct orientation training after double training had shown no additional benefits (Phase III in Fig. 3A & Phase II in Fig. 4A, replotted here in Fig. 5C). Ten of the thirteen observers after the retests continued to practice visual orientation training at one orientation, which improved orientation discrimination by $21.8 \pm 3.1\%$ ($t_9 = 6.69$, $p < 0.001$; $\text{LogBF} = 5.75$). A one-way ANOVA compared the visual orientation training effects after the retests here and after sequential and simultaneous training, which suggested a significant main effect ($t_{23} = 10.304$, $p < 0.001$; $\text{LogBF} = 3.971$). Further contrast analysis suggested that the orientation training effects after the retests were significantly different from those after sequential double training ($t_{23} = 3.298$, $p = 0.003$), as well as after simultaneous double training ($t_{23} = 4.260$, $p < 0.001$). Therefore, the overall outcomes of above two lines of data analysis supported the conclusion that the test–retest effects could not fully explain the complete tactile-to-visual orientation learning transfer after sequential and simultaneous double training.

Earlier studies reported that the amount of perceptual learning is correlated to the pre-training threshold (Fahle & Henke-Fahle, 1996; Wong, Peters, & Goldreich, 2013; Yehezkel, Sterkin, Lev, Levi, & Polat, 2016; Lengyel & Fiser, 2019). We found that this correlation could partially explain why sequential double training produced less visual orientation improvements than did simultaneous double training (Fig. 3A). When individual improvements were plotted against pre-training visual orientation thresholds, the relationship could be described with an exponential function: $y = 0.35 - 0.97 \times \exp(-0.36x)$ ($R^2 = 0.301$, Fig. 5D). More specifically, there were more data points that were near or below the zero improvement line with sequential than with simultaneous double training (4:1), and these data points tended to be associated with lower initial thresholds.

3.4. Control II: the effects of visual contrast training on visual orientation discrimination

A second control experiment examined whether the secondary contrast training in double training could alone account for improved visual orientation discrimination. Eight new participants practiced contrast discrimination at 54° or 144° for five sessions, which produced insignificant changes of visual orientation discrimination at the contrast trained orientation by $7.0 \pm 7.2\%$ ($t_7 = 0.97$, $p = 0.195$; $\text{LogBF} = -0.72$) and the orthogonal orientation by $13.3 \pm 8.2\%$, ($t_7 = 1.63$, $p = 0.148$; $\text{LogBF} = -0.14$) (Fig. 6).

A mixed-design ANOVA compared current orientation threshold changes to those after simultaneous double training (Fig. 4A, phase I), with Experiment (sim dbl-training and current contrast training) as a between-subject variable and Orientation (54° and 144°) as a within-subject variable. The ANOVA outputs indicated a significant main effect of Experiment ($F_{1, 14} = 5.054$, $p = 0.041$; $\text{LogBF} = 0.68$) and an insignificant main effect of Orientation ($F_{1, 14} = 0.431$, $p = 0.522$; $\text{LogBF} = -0.93$). Therefore, contrast training per se cannot fully explain the visual orientation improvements with double training.

3.5. Control III: orientation specificity in visual orientation learning

The tactile-to-visual transfer of orientation learning was orientation-unspecific (Figs. 3 and 4). In contrast, foveal orientation learning is known to be specific to the trained orientation under conventional single training (Fahle, 1997; Zhang, Zhang, et al., 2010). It is thus necessary to examine whether the tactile-to-visual learning transfer merely reflected some general procedural learning, or real orientation learning. This was achieved by testing whether the amount of learning transfer was comparable to that via direct orientation training, and whether direct orientation learning with the current stimulus condition was orientation specific. As a third control experiment, we had eight new participants practice visual orientation discrimination at 54° or 144° , and measured the pre- and post-training thresholds at both trained and orthogonal orientations (Fig. 7). Training improved visual orientation discrimination by $27.9 \pm 5.1\%$ ($t_7 = 5.45$, $p < 0.001$; $\text{LogBF} = 3.76$) at the trained orientation, but it failed to do so at the untrained orthogonal orientation ($8.5 \pm 8.0\%$, $t_7 = 1.07$, $p = 0.320$; $\text{LogBF} = -0.64$).

A mixed-design ANOVA compared the current orientation improvements at the trained and untrained orientations and the improvements at two corresponding orientations after double training (data from sequential and simultaneous double training experiments were pooled here to increase the statistical power; Fig. 7C), with Experiment (current and combined seq/sim dbl-training) as a between-subject variable and Orientation (trained and untrained) as a within-subject variable. The ANOVA outputs indicated no significant main effect of Experiment ($F_{1, 22} = 1.585$, $p = 0.221$; $\text{LogBF} = -0.364$) but a significant main effect of Orientation ($F_{1, 22} = 9.897$, $p = 0.005$; $\text{LogBF} = 0.789$) and a significant

interaction of Experiment and Orientation ($F_{1, 22} = 5.368$, $p = 0.030$; $\text{LogBF} = 1.082$). Post hoc comparisons further revealed a significant difference of orientation improvements between the trained orientation and the orthogonal orientation in the current control condition ($t = 3.345$, $p = 0.018$ after Bonferroni-Holm correction). These results thus confirmed that the tactile-to-visual orientation learning transfer after double training

Seitz, A. R., Kim, R., & Shams, L. (2006). Sound facilitates visual learning. *Current Biology*, 16(14), 1422–1427.

Solgi, M., Liu, T., & Weng, J. (2013). A computational developmental model for specificity and transfer in perceptual learning. *Journal of Vision*, 13(7).

Sotiropoulos, G., Seitz, A. R., & Seriès, P. (2011). Perceptual learning in visual hyperacuity: A reweighting model. *Vision Research*, 51(6), 585–599.

Stein, B. E., & Stanford, T. R. (2008). Multisensory integration: Current issues from the perspective of the single neuron. *Nature Reviews Neuroscience*, 9(4), 255–266.

Wang, R., Wang, J., Zhang, J.-Y., Xie, X.-Y., Yang, Y.-X., Luo, S.-H., et al. (2016). Perceptual learning at a conceptual level. *Journal of Neuroscience*, 36(7), 2238–2246.

Welch, R. B., & Warren, D. H. (1980). Immediate perceptual response to intersensory discrepancy. *Psychological Bulletin*, 88(3), 638–667.

Wong, M., Peters, R. M., & Goldreich, D. (2013). A physical constraint on perceptual learning: Tactile spatial acuity improves with training to a limit set by finger size. *Journal of Neuroscience*, 33(22), 9345–9352.

Xiao, L.-Q., Zhang, J.-Y., Wang, R., Klein, S. A., Levi, D. M., & Yu, C. (2008). Complete transfer of perceptual learning across retinal locations enabled by double training. *Current Biology*, 18(24), 1922–1926.

Xie, X.-Y., & Yu, C. (2019). Perceptual learning of Vernier discrimination transfers from high to zero noise after double training. *Vision Research*, 156, 39–45.

Xiong, Y. Z., Tan, D. L., Zhang, Y. X.,

no utY x Y
 a 1 nning 3 . n